


+VOLVO MATERIALS TECHNOLOGY COURSES

JOIN OUR MATERIAL COURSES...
...if you feel that you are missing a piece



Practical Information & Registration:

Janice Segerfelt, Tel: +46 31-3234126, materials.technology@volvo.com

Course Content:


Ingemar Bertilsson, Tel +46 31 322 13 96, ingemar.bertilsson@volvo.com

For more information, please see: <https://www.volvogroup.com/en-en/innovation/materials-technology/courses.html>

Learn from the experts

JOIN THE COURSES AT VOLVO MATERIALS TECHNOLOGY

Do you have difficulties in selecting materials for your components?
Or do you simply want to improve your material knowledge?
Then, the courses at Volvo Materials Technology are something for you.



Join Our Material Courses

...if you feel that you are missing a piece

There are tons of different materials, surface treatments, and joining methods to choose from. As a design engineer, it can be difficult to know which choices that is best suited for the intended component. This is why Volvo Materials Technology has developed a variety of courses especially adjusted to help design engineers, but also purchasers and test engineers in contact with materials. The courses are held each year.

THE EXPERTS OF the department work with material related issues every year. All have many years of experience within applied materials technology for Volvo applications. They therefore know which problems to look out for, and have adjusted the course contents in such manner. Thus, these events are excellent opportunities to learn how to avoid easily made mistakes and at the same time become a material expert of yourself.

[The Basic Materials Technology and Failure Analysis](#)

Provides a fundamental understanding of terminology and mechanisms within the field of metallic materials. Naturally, its scope is the material used within the vehicle industry. Areas of focus will be on chemistry, phase transformations and hardening mechanisms and its effect on material properties. The course also treats failure analysis in detail with actual failure investigations performed at Volvo Materials Technology as a base for discussion. Moreover, a practical demonstration will show how materials and failed components are analysed through crack inspection, microscopy, metallography and tensile testing and how heat treatment can be used to modify the material properties

Cast Materials

This course is best suited for people working with cast components such as cylinder blocks and heads, brackets, manifolds, casings etc. The course discusses processes, design, properties, and microstructure. A focus is the understanding of how the mechanical properties are affected by the casting method, heat treatment, defects and microstructure. Casting design, casting specifications, non-destructive testing methods and after-treatments are included. The course discusses our common cast materials such as grey iron, Compacted Graphite Iron (CGI), nodular iron, aluminium and magnesium. Different casting methods as sand casting, gravity die casting, high pressure die casting and rheo casting are explained.

TARGET GROUP

Design Engineers, Purchasers, SQA's, Test engineers and Project Leaders working with Cast Materials.

LEARNING OBJECTIVES

Upon Completion of the training you will:

- Understand which components that are suitable for casting
- Understand when different casting methods are to be used
- Understand how properties are affected by the casting method
- Understand how properties are affected by heat treatment
- Understand how properties are affected by the choice of alloy
- Understand how properties are affected by defects
- Knowledge about casting design, standards and requirements
- Basic understanding of how different parameters affect the cost of cast components

High-Temperature Corrosion

Several important components/systems (e.g. turbo, injection system, exhaust after treatment system, exhaust manifold) in our products are exposed to high temperatures, which in combination with a harsh environment (e.g. urea) may lead to extensive high-temperature corrosion that in turn leads to failure. The aim of this course is to give a general understanding of high-temperature corrosion in order to make it easier for designers to minimize the risks for high-temperature corrosion when designing components/systems for high operating temperatures.

Screw Joints

In a truck there are over 2000 screw joints and the use of screws will be an important joining technology also in the foreseeable future. There are currently two courses that give an introduction to screw joint technology. Courses targeted at specific groups (Ex. Purchase, Assembly, Maintenance) can be held upon request. It is also possible that the course is held at your location alternatively through video link.

Screw Joints - Basic

This course gives an introduction to screw joint technology.

Basic features such as strength classes and static strength is covered. Influence of friction and settlements on clamping forces are shown. The importance of joint stiffness consideration for fatigue strength is discussed together with differently assembly methods. Some practical examples are presented together with rules of thumb for screw joint design.

This course is available in English and Swedish.

TARGET GROUP

Design Engineers, SQA/SQE, Quality Engineers

LEARNING OBJECTIVES

- Different types of screw joints
- Static strength of screws, nuts and internal threads
- Stiffness in a screw joint and the effect on fatigue properties
- Relation between assembly method, assembly friction and clamping force
- Loss of clamping force due to embedment
- Basic design considerations

Screw Joints – Calculations

This course is best suited for designers who want to learn more about basic calculations and measurements of screw joints. It includes basic calculation methods for static and dynamic strength, clamping forces and some statistics.

This course is available in English only.

TARGET GROUP

Design Engineers, SQA, Quality Engineers

LEARNING OBJECTIVES

- Calculation of static strength of screws, internal threads and clamped parts
- Calculation of clamping force depending on assembly friction and torque including a brief statistical analysis
- Stiffness in a screw joint, load distribution and the effect on fatigue properties
- Yield point tightening



Instead of screwing-up. The course-leader Filip Bergman teaches a number of designer engineers about screw joint technology. Filip has many years of experience at Volvo Material Technology.

Sintered Steels / Powder metallurgy

Sintered steels are produced to net shape without machining and the number of sintered products in the vehicle industry is constantly increasing. The course discusses manufacturing processes, properties, design issues and applications regarding sintered steels. Moreover, the course will also bring up other powder metallurgical manufacturing methods, such as metal injection moulding (MIM), hot isostatic pressing (HIP) and additive manufacturing (AM).

TARGET GROUP

Design Engineers, Purchasers, SQA, Cost engineers, Test engineers and Project Leaders working with, or having an interest in, sintered steels and powder metallurgy.

LEARNING OBJECTIVES

- Upon completion of the training you will get:
- Understanding of the manufacturing process route from powder to finished component
- Understanding of material properties for sintered steels
- Understanding of application of sintered steel components
- Basic understanding of the design rules for sintered steel components
- Basic understanding of factors influencing cost of sintered steel components

- Basic understanding of the sinter steel market
- Awareness of other powder metallurgical manufacturing methods (MIM, HIP, AM)

Steel and heat treatment

This course is best suited for people working with steel and steel components such as e.g. axles, beams and gears. The course discusses the key factors during the steel manufacturing process and the crucial importance of correct heat treatment of the steel components.

STEEL

The first part of the course gives an introduction to the material steel, factors that decide its quality, developments and price sensitivity.

HEAT TREATMENT

Steel is one of the most widely used materials thanks to good mechanical properties & interesting physical properties for a relatively low cost. Furthermore, steel is a versatile material where properties can be significantly affected by both chemical composition and heat treatments. Basics for heat treatments are discussed, and different heat treatments are explained and compared with focus on typical Volvo group components. Furthermore, the importance of correctly performed heat treatment is underlined with examples of failures related to poor heat treatment.

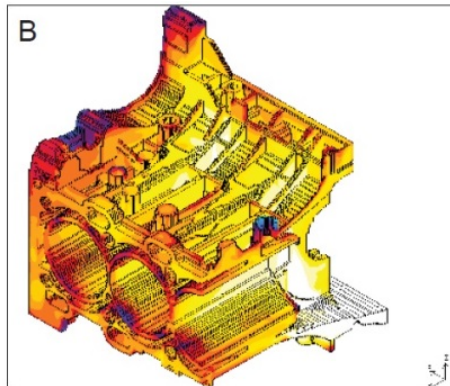
TARGET GROUP

Design Engineers, Purchasing, SQA, Test engineers and Project Leaders working with steel & heat treatment of steel components.

LEARNING OBJECTIVES

Upon completion of the training you will:

- Understand the properties of steels.
- Understand the importance of steel qualities and cleanliness.
- Have basic knowledge about different heat treatments and their usability.
- Understand the importance of correctly performed heat treatment



A. Labs are mixed with lectures. Here is Filip Bergman teaching about screw joints.

B. Example of casting simulation.

C. Rivets and laser welds of a car body

Residual stresses – Introduction

This course serves as an introduction for the residual stresses in materials and the used methods of measurements. The course reviews the origin of residual stress and how it affects the component life. Also, the course presents the X-Ray diffraction method as a standard way and a widely used method of residual stress measurements.

TARGET GROUP

Design Engineers, Purchasing, SQA, Test engineers and Project Leaders working with different metallic materials.

LEARNING OBJECTIVES

Upon Completion of the training you will:

- Understand the different stresses acting on a part.
- Understand the residual stresses as a result of a manufacturing process and / or surface finish process.
- Understand the measurement results by X-Ray method.

Thermal Spraying

This course is best suited for people working with surface treatments or trying to solve surface issues (wear, heat insulation, electrical insulation / conductivity, remanufacturing, etc.). The course discusses thermal spraying processes and the resulting types of coating. Several examples of practical applications, some linked to the automotive sector, are presented. Basic information with regards to coating design is given as well as some simple economics.

TARGET GROUP

Design Engineers, Purchasing, SQA, Test engineers, R&D engineers.

LEARNING OBJECTIVES

Upon Completion of the training you will have:

- Basic understanding of the thermal spray processes
- Basic outline of a process line
- Guidelines to design a surface to be coated
- Basic knowledge of the feedstock material
- Information about some of the many applications of the technique
- Basic ideas of the economics linked to the process

MATERIAL COURSES 2019

<u>Navigator Code – Course Name</u>	<u>Date</u>	<u>Time</u>	<u>Price</u>
306120 – Basic Materials Technology and Failure Analysis	190926	08:30-15:00	2000 SEK
	190927	08:30-12:30	
306121 – Cast Materials	191002	08:30-15:00	3000 SEK
	191003		
306123 – High Temperature Corrosion	191212	09:00-15:00	1500 SEK
306124 – Screw Joints – Basic	191010	08:00-12:00	1500 SEK
306125 – Screw Joints – Calculations	191017	08:00-12:00	1500 SEK
306126 – Sintered Steels / Powder metallurgy	191024	09:00-14:00	1500 SEK
306127 – Steel and heat treatment	191107	09:00-15:00	1800 SEK
306130 – Residual stresses - Introduction – 3 hours	191112	09:00-12:00	750 SEK
306132 – Thermal Spraying	191121	09:00-12:00	1500 SEK

The course documentation is in English.

How to register? All courses must be approved by manager. Registration should be made 3 weeks before the course starts. Last day to cancel is 7 days before the course. You will receive an e-mail confirmation and practical information before the courses start

All Courses: Send an EBD order to Volvo Technology Corporation (PARMA Code: 0001090). Please also send an e-mail including name of participant and e-mail address, name of courses/s, date of the course and price to the e-mail address materials.technology@volvo.com



Visiting Address and Lecture room: Visiting address and to sign in through VGHQ (VLH) Reception, Gropegårdsgatan 2. Please contact: Janice Segerfelt telephone; +46 31-3234126 in advanced to agree on a time you have to be at the VLH Reception. Then she will take you to the Lecture room.