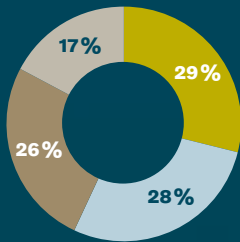


## FACTS & FIGURES

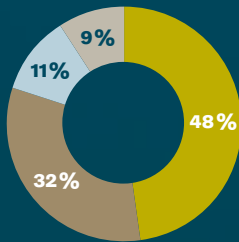
### Each year 1.35 million people die in road traffic accidents. They are the leading killer of children and young adults.

More than half of all deaths involve vulnerable road users: pedestrians, cyclists and motorcyclists.



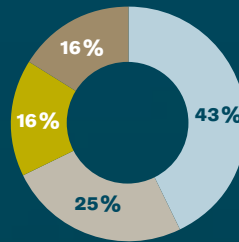
- Driver/passengers of four-wheeled vehicles
- Motorised two- and three-wheelers
- Pedestrians and cyclists
- Unspecified road users

In Europe, most victims are drivers or occupants of cars or trucks.



- Driver/passengers of four-wheeled vehicles
- Pedestrians and cyclists
- Motorised two- and three-wheelers
- Unspecified road users

In South-East Asia, almost half the deaths involve riders of motorised two- and three-wheelers.



- Motorised two- and three-wheelers
- Unspecified road users
- Driver/passengers of four-wheeled vehicles
- Pedestrians and cyclists

### Heading for the goals

In 2015, the member states of the United Nations adopted the Sustainable Development Agenda. There are 17 development goals to make the world more sustainable. Two goals refer to road safety.

**Goal 3: Health.** Target 3.6 aims to halve the number of deaths and injuries from road traffic accidents by 2020.

**Goal 11: Sustainable Cities.** Target 11.2 aims to provide access to safe, affordable, accessible and sustainable transport systems for all, improving road safety, notably by expanding public transport by 2030.

# 105

The number of countries in the world with seatbelt laws that align with best practice.

# 33

The number of countries in the world with child restraint laws that align with best practice.

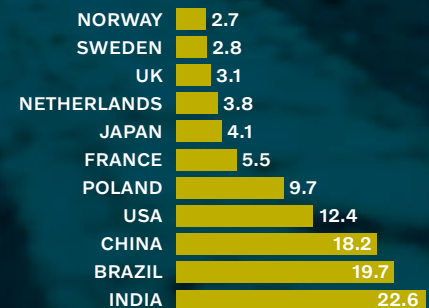
# 22

The number of countries that in 2018 made improvements to bring their laws into alignment with best practice on one or more risk factors.

The death rates are three times higher in low-income countries than in high-income countries.

### Road traffic deaths in different parts of the world

Estimated road traffic deaths, per 100,000 population in 2016



SOURCE: WORLD HEALTH ORGANIZATION

# 66%

The number of road traffic deaths in Sweden decreased by 66% between 1990 and 2015, making Sweden a leader in road safety performance with 2.8 deaths per 100,000 inhabitants.